



# ALPHA VAC

MULTIPURPOSE MECHANICAL ASPIRATION



# LEAD WITH CONFIDENCE, ATTACK WITH **CONTROL.**

The AlphaVac System is a first-line multipurpose mechanical aspiration device that is easy to use and safe for the removal of thromboemboli from the venous system.

ALPHA  VAC  
MULTIPURPOSE MECHANICAL ASPIRATION






**THE ALPHAVAC SYSTEM IS AN OFF THE SHELF, EASY TO ASSEMBLE, EMERGENT MECHANICAL ASPIRATION DEVICE, ALLOWING FOR EFFICIENT PROCEDURE TIME & ELIMINATING THE NEED FOR PERFUSIONIST SUPPORT.**

**ACCESS SITES**

**CANNULA**  
CANNULA (F22<sup>180</sup> OR F22<sup>20</sup>)



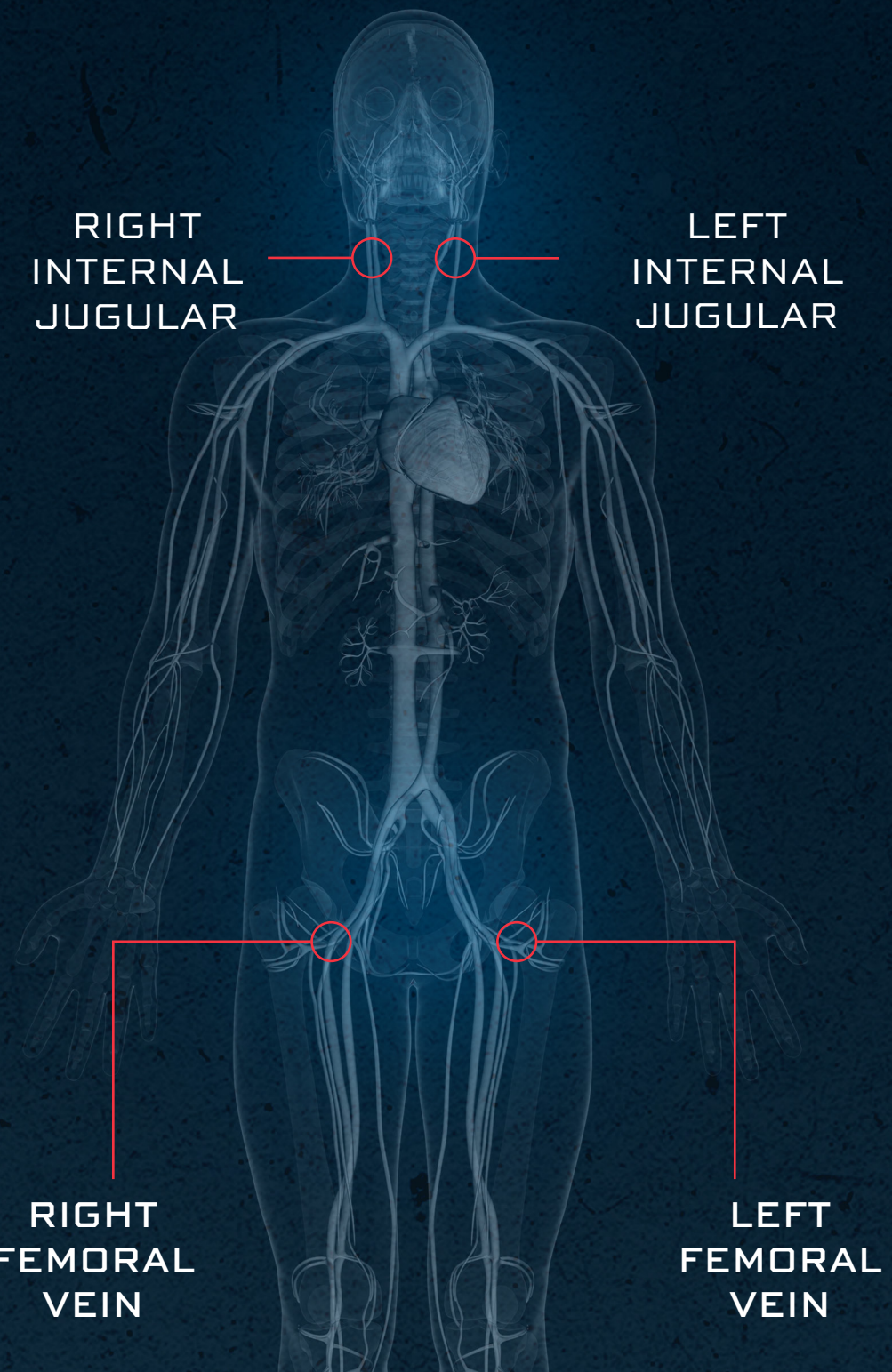

**HANDLE**



**WASTE BAG ASSMEBLY**



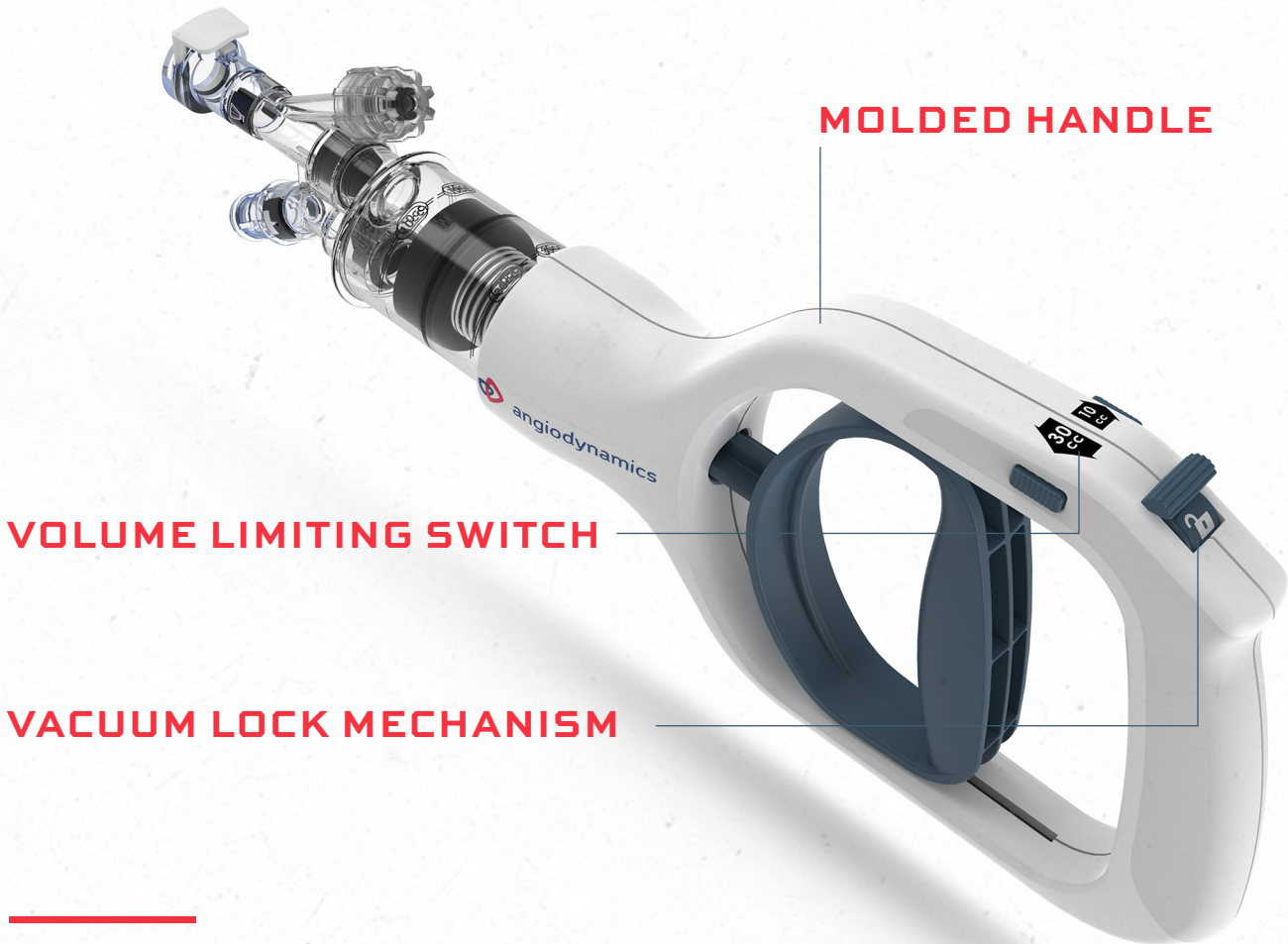
**THE SYSTEM**





# COMPLETE CONTROL. MAXIMUM COMFORT. ALL IN THE PALM OF YOUR HAND.

The ergonomic handle is designed to offer a comfortable and simple method for aspirating thromboemboli, limiting fatigue during actuation and providing freedom for your other hand during procedures.

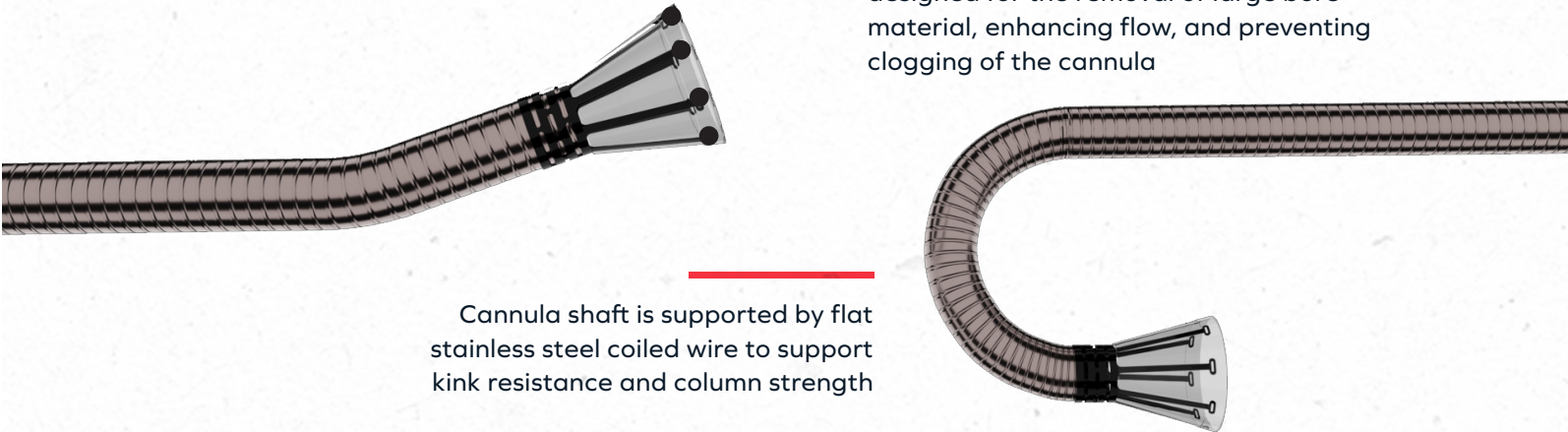


Available in our 20 or 180 degree angled tips for potentially easier navigation and placement through patient's venous system

Radiopaque markers improve visualization under fluoroscopic imaging

Nitinol, self-expanding, funnel shaped tip designed for the removal of large bore material, enhancing flow, and preventing clogging of the cannula

Cannula shaft is supported by flat stainless steel coiled wire to support kink resistance and column strength



## FEATURE

## BENEFIT

### Molded Handle

Acts as the “engine” and eliminates the need for perfusionist support, allowing for quick, emergent therapy.

### Volume Limiting Switch

Allows for the user to dictate the volume of aspirated material, either 10cc or 30cc, per pull of the handle, minimizing blood loss.

### Vacuum Lock Mechanism

Enhances user control by maintaining negative pressure with single handle operation: one pull and lock.

### Waste Bag

Allow the user to visually monitor and measure blood loss and aspirated material removed, up to 250mL a bag. (4 bags included).

### One Flow-Through Process

Users are able to prime the system, engage, pull and aspirate the material in one fluid motion by pulling the trigger, mitigating interruptions during the procedure.

### No Perfusionist Support

The proprietary funnel tip cannula and the ergonomic handle create a mechanical aspiration system with no need for a centrifugal pump or perfusionist support.

### Cannula Functionality

The AlphaVac System incorporates our proprietary funnel tip cannula, which facilitates the removal of thromboemboli and enhances flow. The cannula shape options facilitate easier navigation and placement through venous system.



# THE ALPHAVAC SYSTEM PROVIDES RESULTS THAT YOUR **PATIENTS CAN DEPEND ON.**



## EFFECTIVE

Percutaneous mechanical thrombectomy **may reduce the need for thrombolytic therapy**, which may reduce the length of ICU stay as a result of the mechanical removal of thrombus/embolus burden from the venous system<sup>1,2</sup>.



## EFFICIENT & FAST

The AlphaVac handle allows for **rapid and controlled reset without handle disconnection**, resulting in procedural efficiency. This creates a logistically simple procedure with **no need for perfusionist support**.



## EASY TO USE

The AlphaVac System creates **one flow-through process** of actuations **without interruption**, with a simple pull of the handle.



## SAFE

The AlphaVac System has many features, such as the volume limiting switch, that allows for the user to **dictate the amount aspirated per actuation**, limiting blood loss during a procedure. The transparent aspiration pathway of the handle allows for **visualization of aspirated material** and fluid while being used.



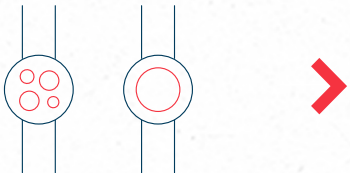


# A WOLF IS ONLY AS STRONG AS ITS PACK

The AlphaVac System expands AngioDynamics’ Restorative Flow Therapies portfolio to meet evolving vasculature needs through control, power, simplicity, and versatility.

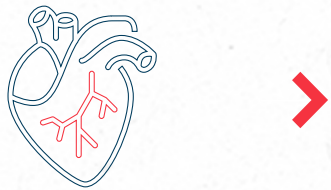
IVC/SVC, ILIOFEMORAL VEINS

ALPHA  VAC



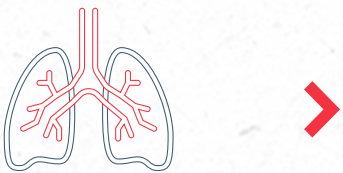
RIGHT HEART

AngioVac  
Cannula and Circuit

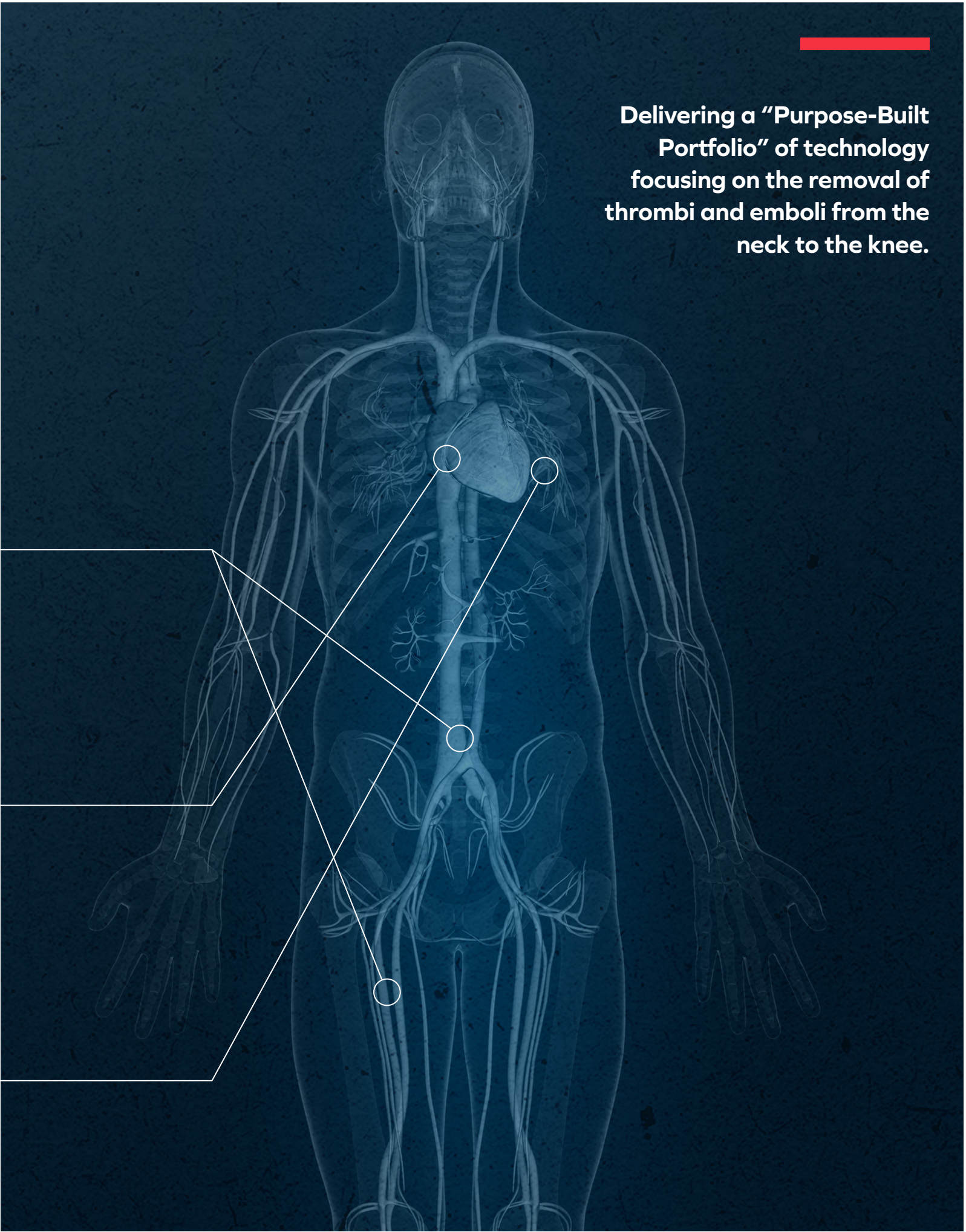


PULMONARY ARTERY VASCULATURE

Uni-Fuse<sup>+</sup>



Delivering a “Purpose-Built Portfolio” of technology focusing on the removal of thrombi and emboli from the neck to the knee.







# ALPHAVAC

MULTIPURPOSE MECHANICAL ASPIRATION

## ORDERING INFORMATION:

PART NUMBER	DESCRIPTION
H787253000	AlphaVac System with F22 <sup>20</sup> cannula
H787253010	AlphaVac System with F22 <sup>180</sup> cannula

1. Karthikesalingam A, Young E L, Hinchliffe R J, Loftus I M, Thompson M M, Holt P J E, A Systematic Review of Percutaneous Mechanical Thrombectomy in the Treatment of Deep Venous Thrombosis. EJVES, 2011; 41(4): 554-565.

2. Muli Jogi RK, Damodharan K, Leong HL, et al. Catheter-directed thrombolysis versus percutaneous mechanical thrombectomy in the management of acute limb ischemia: a single center review. CVIR Endovasc. 2018;1(1):35.

### Risk Info:

#### Indication for Use:

##### The Cannula is indicated for:

- The non-surgical removal of thrombi or emboli from the vasculature
- Aspiration of contrast media and other fluids from the vasculature

The Cannula is intended for use in the venous system.

The Handle is indicated as a vacuum source for the AlphaVac Multipurpose Mechanical Aspiration System.

### Contraindications:

The device is contraindicated for the removal of chronic firmly adherent intravascular material (e.g., atherosclerotic plaque, chronic pulmonary embolism). The device is contraindicated for use in the right heart during active cardiopulmonary resuscitation. The device is contraindicated for blood storage and infusion back into the patient. Refer to Directions for Use and/or User Manual provided with the product for complete Instructions, Warnings, Precautions, Possible Adverse Effects and Contraindications prior to use of the product.

**CAUTION:** Federal Law (USA) restricts this device to sale by or on the order of a physician.

\* AngioDynamics, the AngioDynamics logo, AlphaVac, the AlphaVac logo, AngioVac, the AngioVac logo, Uni-Fuse+, and the Uni-Fuse+ logo are trademarks and/or registered trademarks of AngioDynamics, Inc., an affiliate or a subsidiary.

©2021 AngioDynamics, Inc. US/VI/BR/724 Rev 01 05/2021.